



U.S. Department  
of Transportation  
**Federal Transit  
Administration**

REGION VI  
Arkansas, Louisiana,  
New Mexico, Oklahoma,  
Texas

819 Taylor St. Room 14A02  
Fort Worth, TX 76102  
817-978-0550  
817-978-0575 (fax)

September 7, 2018

Ms. Michelle Horne  
Public Transportation Administrator  
Louisiana Department of Transportation  
And Development  
P.O. Box 94245  
Baton Rouge, LA 70804-9245

Re: STIP Amendment # 28 (Amended July 2018) - Transit Element

Dear Ms. Horne:

The Federal Transit Administration has reviewed the request submitted June 28, 2018, and resubmitted on July 11, 2018 and September 7, 2018, for changes and/or updates to the FY 2015 -2018 STIP. We approve the updates and revisions to the Transit Element of the FY 2015 – 2018 STIP with the attached and updated STIP Amendment #28 summary recap pages.

Should you have questions, please contact Melissa Foreman, Community Planner, at 817-978-0554.

Sincerely,

A handwritten signature in blue ink that reads "Donald R. Koski". The signature is fluid and cursive.

Donald R. Koski, AICP  
Director, Planning and Program Development

cc: Carlos McCloud, FHWA LA Division



**Public Transportation Section**  
PO Box 94245 | Baton Rouge, LA 70804-9245  
ph: 225-379-3060 | fx: 225-379-3071

**John Bel Edwards**, Governor  
**Shawn D. Wilson, Ph.D.**, Secretary

July 17, 2018

Mr. Robert Patrick, FTA Region VI Administrator  
Federal Transit Administration  
819 Taylor Street - Rm 8A36  
Fort Worth, Texas 76102

**RE: LADOTD STIP AMENDMENT #28 (amending previous 7.12.18 approval)  
Transit Element for Federal FY 2018  
Louisiana State Transportation Improvement Program**

Dear Mr. Patrick:

We are requesting that you amend the previous STIP Amendment #28 FY 2018 Transit Element of the Louisiana State Transportation Improvement Program (STIP) to include the attached updates and/or revisions as reflected below (for CRPC). For identification purposes, we have noted the amended projects in red with letter "A" on the Transit Element Summary Re-cap pages. Further clarifications have been reflected as "Explanation Notes" on the Summary Re-cap pages.

**Please make the following changes and/or updates:**

- **Transit Element - Summary Recap Pages:** Please discard the previous submitted STIP Re-cap Summary page(s) for FY2018 and replace with the attached updated Amendment #28 Summary Re-cap pages
- **Regional Planning Commission (RPC):** The TIP amendments for the New Orleans UZA area are outlined in the designated attachments dated June 11, 2018, June 13, 2018, and July 11, 2018. Please discard their previous submitted 2018 Transit Element TIP pages and replace with the attached updated TIP pages.
- **Capital Region Planning Commission (CRPC):** The TIP amendment for the Baton Rouge UZA area is outlined in the designated attachment dated June 21, 2018. Please discard their previous submitted 2018 Transit Element TIP pages and replace with the attached updated TIP pages.

We appreciate your usual prompt attention with the attached Transit STIP amendment. If you have any questions, please contact Casey Lewis or me at (225) 379-3054.

Sincerely,

Michelle Horne  
Public Transportation Director

Attachments

cc: FTA Region VI  
Louisiana MPO's  
Louisiana Urban Transit Systems  
LA DOTD



U.S. Department  
of Transportation  
**Federal Transit  
Administration**

REGION VI  
Arkansas, Louisiana,  
New Mexico, Oklahoma,  
Texas

819 Taylor St. Room 14A02  
Fort Worth, TX 76102  
817-978-0550  
817-978-0575 (fax)

July 12, 2018

Ms. Michelle Horne  
Public Transportation Administrator  
Louisiana Department of Transportation  
And Development  
P.O. Box 94245  
Baton Rouge, LA 70804-9245

Re: STIP Amendment # 28 - Transit Element

Dear Ms. Horne:

The Federal Transit Administration has reviewed the request submitted June 28, 2018, and resubmitted on July 11, 2018, for changes and/or updates to the FY 2015 -2018 STIP. We approve the updates and revisions to the Transit Element of the FY 2015 – 2018 STIP with the attached and updated STIP Amendment #28 summary recap pages.

Should you have questions, please contact Melissa Foreman, Community Planner, at 817-978-0554.

Sincerely,

A handwritten signature in blue ink that reads "Donald R. Koski". The signature is fluid and cursive.

Donald R. Koski, AICP  
Director, Planning and Program Development

---

cc: Carlos McCloud, FHWA LA Division



U.S. Department  
of Transportation  
**Federal Transit  
Administration**

REGION VI  
Arkansas, Louisiana,  
New Mexico, Oklahoma,  
Texas

819 Taylor St. Room 14A02  
Fort Worth, TX 76102  
817-978-0550  
817-978-0575 (fax)

July 12, 2018

Ms. Michelle Horne  
Public Transportation Administrator  
Louisiana Department of Transportation  
And Development  
P.O. Box 94245  
Baton Rouge, LA 70804-9245

Re: STIP Amendment # 28 - Transit Element

Dear Ms. Horne:

The Federal Transit Administration has reviewed the request submitted June 28, 2018, and resubmitted on July 11, 2018, for changes and/or updates to the FY 2015 -2018 STIP. We approve the updates and revisions to the Transit Element of the FY 2015 – 2018 STIP with the attached and updated STIP Amendment #28 summary recap pages.

Should you have questions, please contact Melissa Foreman, Community Planner, at 817-978-0554.

Sincerely,

A handwritten signature in blue ink that reads "Donald R. Koski". The signature is written in a cursive, flowing style.

Donald R. Koski, AICP  
Director, Planning and Program Development

cc: Carlos McCloud, FHWA LA Division





Public Transportation Section  
PO Box 94245 | Baton Rouge, LA 70804-9245  
ph: 225-379-3060 | fx: 225-379-3071

John Bel Edwards, Governor  
Shawn D. Wilson, Ph.D., Secretary

July 11, 2018

Mr. Robert Patrick, FTA Region VI Administrator  
Federal Transit Administration  
819 Taylor Street - Rm 8A36  
Fort Worth, Texas 76102

**RE: LADOTD STIP AMENDMENT #28  
Transit Element for Federal FY 2018  
Louisiana State Transportation Improvement Program**

Dear Mr. Patrick:

We are requesting that you amend the FY 2018 Transit Element of the Louisiana State Transportation Improvement Program (STIP) to include the attached updates and/or revisions as reflected below. For identification purposes, we have noted the amended projects in red with letter "A" on the Transit Element Summary Re-cap pages. Further clarifications have been reflected as "Explanation Notes" on the Summary Re-cap pages.

**Please make the following changes and/or updates:**

- **Transit Element - Summary Recap Pages:** Please discard the previous submitted STIP Re-cap Summary page(s) for FY2018 and replace with the attached updated Amendment #28 Summary Re-cap pages
- **Regional Planning Commission (RPC):** The TIP amendments for the New Orleans UZA area are outlined in the designated attachments dated June 11, 2018, June 13, 2018, and July 11, 2018. Please discard their previous submitted 2018 Transit Element TIP pages and replace with the attached updated TIP pages.
- **Capital Region Planning Commission (CRPC):** The TIP amendment for the Baton Rouge UZA area is outlined in the designated attachment dated June 21, 2018. Please discard their previous submitted 2018 Transit Element TIP pages and replace with the attached updated TIP pages.

We appreciate your usual prompt attention with the attached Transit STIP amendment. If you have any questions, please contact Casey Lewis or me at (225) 379-3054.

Sincerely,

Michelle Horne  
Public Transportation Director

Attachments

cc: FTA Region VI  
Louisiana MPO's  
Louisiana Urban Transit Systems  
LA DOTD

**LOUISIANA DEPARTMENT OF TRANSPORTATION AND  
DEVELOPMENT**

**STATE TRANSPORTATION IMPROVEMENT PROGRAM (STIP)**

**STIP TRANSIT ELEMENT**

**FTA Transit Programs**

**Federal FY2015 thru FY 2018**

**Louisiana Transit STIP - Federal FY 2018**  
**Transit Summary ReCap**  
**Louisiana State Transportation Improvement Program - STIP**

2018 Federal Programs	FAST Est. Unknown	MPO / STATE Request Amt	Notes
-----------------------	----------------------	----------------------------	-------

<b>Sec 5307 - Urban Program</b> (Capital/Operating/Planning)
--

<b>UZA 200,000 to 999,999</b>
-------------------------------

Baton Rouge (CATS)	\$ 5,352,637	1	\$	6,043,460	2	A
Lafayette (LTS)	\$ 2,157,915	1	\$	2,612,703	2	
Orleans (Orleans, Jefferson, St. Bernard, & St. Charles)	\$ 14,123,887	1	\$	14,989,713	3,7	A
Shreveport (SPORTRAN)	\$ 3,725,339	1	\$	3,050,354	2	
<b>Total</b>	<b>\$ 25,359,778</b>		<b>\$</b>	<b>26,696,230</b>		

<b>UZA 50,000 to 200,000</b>
------------------------------

Alexandria (ATRANS)	\$ 1,089,502	1	\$	818,000	3,4	
Hammond	\$ 795,835	1	\$	301,900	2	
Houma (GET)	\$ 2,017,160	1	\$	2,075,563	2	
Lake Charles (LCT)	\$ 1,788,818	1	\$	1,415,000	2	
Monroe (MTS)	\$ 1,631,511	1	\$	1,200,000	2	
St. Tammany (Slidell \$___ & Mandeville/Covington \$___)	\$ 2,339,398	1	\$	2,402,100	3,7	A
<b>Total</b>	<b>\$ 9,662,224</b>		<b>\$</b>	<b>8,212,563</b>		

<b>Louisiana State DOTD Programs</b>
--------------------------------------

Sec 5303 - Metropolitan Transportation Planning	\$ 1,226,317	1	\$	1,226,317	2	
Sec 5304 - Statewide and Nonmetropolitan Transportation Planning	\$ 319,342	1	\$	319,342	2	
Sec 5310 - Seniors & Individuals with Disabilities (Rural)	\$ 740,274	1	\$	267,345	3,7	
Sec 5310 - Seniors & Individuals with Disabilities (Small Urban)	\$ 1,502,036	1	\$	336,383	3,7	
Sec 5310 - Seniors & Individuals with Disabilities (Rural Operating)			\$	170,129	3,7	
Sec 5310 - Seniors & Individuals with Disabilities (Small Urban operating)			\$	214,062	3,7	
Sec 5311 - Rural Transit (Operate/Capital/Planning)	\$ 12,956,839	1	\$	22,715,125	4,6	
Sec 5311 - Rural Technical Assistance Program (RTAP)	\$ 237,009	1	\$	408,294	4,6	
<b>Total</b>	<b>\$ 16,981,817</b>		<b>\$</b>	<b>25,656,997</b>		

<b>Sec 5310 - Enhanced Mobility of Seniors &amp; Individuals with Disabilities</b>
--

Baton Rouge (Operating)	\$ 459,056	1	\$	81,005	3,7	
Lafayette (operating)	\$ 174,474	1	\$	35,503	3,7	
New Orleans (operating)	\$ 825,016	1	\$	136,376	3,7	
Shreveport (operating)	\$ 262,663	1	\$	44,781	3,7	
Baton Rouge (capital)			\$	127,294	3,7	
Lafayette (capital)			\$	55,790	3,7	
New Orleans (capital)			\$	214,306	3,7	
Shreveport (capital)			\$	70,370	3,7	
<b>Total</b>	<b>\$ 1,721,209</b>		<b>\$</b>	<b>765,425</b>		

Flexible Funds - Other				
Baton Rouge - CMAQ (CATS)	\$	10,480,000	\$	1,269,998 3,7
Baton Rouge - STPFLX (CATS)			\$	1,269,998 3,7
Baton Rouge - Lo or No Emission			\$	500,000 3,7 A
<b>Total</b>	<b>\$</b>	<b>10,480,000</b>	<b>\$</b>	<b>3,039,996</b>

Sec 5309 - Fixed Guideway Modernization				
Rail Maintenance	\$	-	\$	5,577,600 2
<b>Total</b>	<b>\$</b>	<b>-</b>	<b>\$</b>	<b>5,577,600</b>

Sec 5309 - Discretionary- Earmarks				
Baton Rouge (CATS)	\$	-	\$	22,344,000 2
Lafayette	\$	-	\$	435,000 2
Monroe	\$	-	\$	148,000 2
<b>Total</b>	<b>\$</b>	<b>-</b>	<b>\$</b>	<b>22,927,000</b>

Sec 5337 - State of Good Repair				
New Orleans (Rail)	\$	4,061,081 1	\$	4,952,048 3,7 A
New Orleans (HOV)			\$	386,672 3,7 A
<b>Total</b>			<b>\$</b>	<b>4,952,048</b>

Sec 5339 - Bus & Bus Facilities Program				
Baton Rouge (CATS)	\$	550,444 1	\$	3,352,803 3,7 A
Lafayette (LTS)	\$	220,772 1	\$	475,034 2
Orleans (NORTA)	\$	1,316,959 1	\$	1,775,733 3,7 A
Shreveport (SPORTAN)	\$	358,069 1	\$	-
Alexandria (ATRAN)	\$	111,080 1	\$	-
Hammond	\$	80,021 1	\$	-
Lake Charles (LCT)	\$	184,693 1	\$	-
Monroe (MTS)	\$	164,009 1	\$	-
St. Tammany (Slidell \$ ___ & Mandeville/Covington \$ ___)	\$	256,034 1	\$	-
Louisiana (DOTD)	\$	1,326,510 1	\$	3,615,304 4,6
<b>Total</b>	<b>\$</b>	<b>4,568,591</b>	<b>\$</b>	<b>9,218,874</b>

**Explanation Notes**

**A = Amendment**

1. FY 2018 estimated - apportionments are unknown at this time
2. Request amounts will be adjusted later to reflect the FY 2018 Apportionment and/or clarified further
3. MPO/LADOTD request amounts (see MPO TIP/LADOTD POP page for detailed information)
4. Amount includes funding from previous year(s) - See MPO TIP / LADOTD POP page for detailed information
5. New Starts Grant---contingent upon approval
6. Includes lasing funds from previous years
7. Based on partial FY 18 apportionment



# **New Orleans Urban Area**

**Regional Planning Commission (RPC)**

**(for Jefferson, Orleans, Plaquemines, St. Bernard & St. Tammany Parishes)**

**LADOTD Transit STIP 2015-2018**

# REGIONAL PLANNING COMMISSION

JEFFERSON, ORLEANS, PLAQUEMINES, ST. BERNARD, ST. CHARLES, ST. JOHN THE BAPTIST,  
ST. TAMMANY AND TANGIPAHOA PARISHES

---

June 13, 2018

Mr. Robert Patrick  
Regional Administrator  
Federal Transit Administration  
Region VI  
819 Taylor Street, Ste. 8A-36  
Fort Worth, TX 76102

RE: Revised distribution of Section 5307, 5337, 5339 funds, New Orleans UZA, FY 2018

Dear Mr. Patrick,

Please accept the following breakdown of estimated FY 18 funding per grantee for the New Orleans Urbanized area. These are revised from the previous split letter, dated April 19<sup>th</sup>, based on FTA's publication of the full distribution on May 8, 2018.

#### **FY 18 Funding Availability:**

5307	\$14,989,713
5337 (Bus)	\$ 386,672
5337 (Guideway)	\$ 4,952,048
5339	\$ 1,755,733

#### **Funding Distribution (Section 5307):**

Regional Transit Authority (RTA):	\$ 9,782,423
RTA Ferry:	\$ 468,946
Jefferson Transit:	\$ 3,723,133
St. Bernard Urban Rapid Transit:	\$ 261,737
River Parishes Transit Authority:	\$ 261,737
Plaquemines Parish	\$ 261,737
Regional Planning Commission	\$ 230,000

**Total: \$ 14,989,713**

The amount of 5307 regionally dedicated to security enhancements totals \$54,554. This percentage falls below the 1% in security expenditures that is generally expected. However, after consultation with RTA, it was determined that their security needs have been met through several successive years of investment, and through the expenditure of local funding (see attached).

Jefferson Transit Security Equipment:	\$ 37,235
St. Bernard Transit Surveillance Equipment:	\$ 17,319

# REGIONAL PLANNING COMMISSION

JEFFERSON, ORLEANS, PLAQUEMINES, ST. BERNARD, ST. CHARLES, ST. JOHN THE BAPTIST,  
ST. TAMMANY AND TANGIPAHOA PARISHES

---

## Funding Distribution (Section 5337 - Bus):

### **Total 5337 Attributable:**

Regional Transit Authority:	\$ 193,336
Jefferson Transit:	\$ 193,336
<b>Total:</b>	<b>\$ 386,672</b>

## Funding Distribution (Section 5337 - Guideway):

### **Total 5337 Attributable:**

Regional Transit Authority:	\$ 4,952,048
<b>Total:</b>	<b>\$ 4,952,048</b>

## Funding Distribution (Section 5339):


### **Total 5339 Attributable:**

Regional Transit Authority:	\$ 1,214,088
Jefferson Transit:	\$ 541,645
<b>Total:</b>	<b>\$ 1,775,733</b>

As identified in this Split Letter, the Designated Recipient authorizes the assignment/allocation of Section 5307 to the Direct Recipient(s) named herein. The region's grantees have approved this distribution. Each Direct Recipient is responsible for its application to the Federal Transit Administration to receive Section 5307, 5337, and 5339 funds, and assumes the responsibilities associated with any award for these funds.

We submit this for your review and concurrence. If you have any questions or comments, please advise at your earliest convenience. The Regional Planning Commission would like to express its appreciation for the ongoing support of you and your staff for the New Orleans area. We look forward to working with you in the future.

Sincerely,



Jeffrey Roesel, AICP  
Executive Director  
Regional Planning Commission

# REGIONAL PLANNING COMMISSION

JEFFERSON, ORLEANS, PLAQUEMINES, ST. BERNARD, ST. CHARLES, ST. JOHN THE BAPTIST,  
ST. TAMMANY AND TANGIPAHOA PARISHES

---

June 12, 2018

Ms. Michelle Horne  
Public Transportation Director  
Louisiana Department of Transportation  
and Development  
Post Office Box 94245  
Baton Rouge, LA 70804-9245

Re: FY 2018 Transit TIP: New Orleans and St. Tammany UZAs


Dear Ms. Horne,

Please accept these most recent amendments to the Transit Elements of the Regional Planning Commission's FY 18 Transportation Improvement Programs (TIP) for the New Orleans and St. Tammany UZAs.

These amendments reflect the adjustments to the distributions of 5307, 5337, and 5339 funds, based on FTA's announcement of the FY 2018 full apportionment on May 8, 2018.

The Policy Board and Commission approved this amendment on June 12, 2018. Timely processing by your office of this update will be, as always, greatly appreciated. If you have any questions or need additional information, please advise.

Sincerely,



Jason Sappington, AICP  
Principal Planner  
Regional Planning Commission



2018 Transportation Improvement Program - Transit Element

Project	Parish	Total Cost	Section 5307	Section 5337 (Rail)	Section 5337 (HOV)	Section 5339	Section 5310	Other (see comments)	Total Federal	Local Match	Comments
Human Services Transportation Vehicles	Region	1,050.3					840.3		840.3	210.1	Section 5310; Pending DOTD Award
Comprehensive Operations Analysis	Region	725.0	230.0					350.0	580.0	145.0	RPC project w/RTA match; \$350K in Section 5303
<b>Total Region FY-18</b>		<b>1,050.3</b>	<b>230.0</b>	<b>0.0</b>	<b>0.0</b>		<b>840.3</b>		<b>840.3</b>	<b>355.1</b>	
<b>Total Region</b>		<b>1,050.3</b>	<b>230.0</b>	<b>0.0</b>	<b>0.0</b>		<b>840.3</b>		<b>840.3</b>	<b>355.1</b>	
Preventative Maintenance	Jefferson	1,492.9	1,001.0		193.3				1,194.3	298.6	
Operating Assistance - Fixed Route	Jefferson	3,360.8	1,680.4						1,680.4	1,680.4	
Capital Project Management - 3rd Party Planning	Jefferson	82.5	66.0						66.0	16.5	
Security Equipment	Jefferson	321.3	257.0						257.0	64.3	
Paratransit Vehicles	Jefferson	46.5	37.2						37.2	9.3	
Paratransit Vehicles	Jefferson	70.6	60.0						60.0	10.6	
Fixed Route Vehicles	Jefferson	1,077.1	320.0			541.6			861.6	215.4	Safety & Security
ADP Hardware	Jefferson	65.0	52.0						52.0	13.0	
New Vehicles	Jefferson	65.0	52.0						52.0	13.0	
Rehab and Renovate Facilities	Jefferson	246.9	197.5						197.5	49.4	
<b>Total Jefferson FY-18</b>		<b>6,828.5</b>	<b>3,723.1</b>	<b>0.0</b>	<b>193.3</b>	<b>541.6</b>	<b>0.0</b>	<b>0.0</b>	<b>4,458.1</b>	<b>2,370.4</b>	
<b>Total Jefferson</b>		<b>6,828.5</b>	<b>3,723.1</b>	<b>0.0</b>	<b>193.3</b>	<b>541.6</b>	<b>0.0</b>	<b>0.0</b>	<b>4,458.1</b>	<b>2,370.4</b>	
Preventative Maintenance (Bus)	Orleans (RTA)	12,469.7	9,782.4		193.3				9,975.8	2,493.9	
Preventative Maintenance (Streetcar)	Orleans (RTA)	5,053.0		4,042.4					4,042.4	1,010.6	
Misc. Streetcar Equipment	Orleans (RTA)	1,137.1		909.7					909.7	227.4	
Replacement Paratransit Minibuses (10)	Orleans (RTA)	600.0				510.0			510.0	90.0	
Replacement Paratransit Minivans (13)	Orleans (RTA)	557.1				473.6			473.6	83.6	
Misc. Equipment	Orleans (RTA)	258.1				206.5			206.5	51.6	
Mobile Fare Station	Orleans (RTA)	30.0				24.0			24.0	6.0	
Algiers Ferry Terminal	Orleans (RTA)	3,046.3						2,437.1	2,437.1	609.3	FTA Passenger Ferry Grant
Ferry Maintenance	Orleans (RTA)	586.2	468.9						468.9	117.2	Program Award
<b>Total Orleans FY-18</b>		<b>23,737.6</b>	<b>10,251.4</b>	<b>4,952.0</b>	<b>193.3</b>	<b>1,214.1</b>	<b>0.0</b>	<b>2,437.1</b>	<b>19,047.9</b>	<b>4,689.7</b>	
<b>Total Orleans</b>		<b>23,737.6</b>	<b>10,251.4</b>	<b>4,952.0</b>	<b>193.3</b>	<b>1,214.1</b>	<b>0.0</b>	<b>2,437.1</b>	<b>19,047.9</b>	<b>4,689.7</b>	



Regional Transit Authority

2817 Canal Street  
New Orleans, LA 70119

504-827-8732

[www.norta.com](http://www.norta.com)

June 6, 2018


Mr. Jason Sappington  
Principal Planner  
Regional Planning Commission  
10 Veterans Blvd.  
New Orleans, LA 70124

Dear Jason:

It has been determined that for Fiscal Year 2018 the 1% security funding is not needed for the Regional Transit Authority (RTA). At this time, we have solicited for security projects for 2016 and 2017. In addition, we have budgeted local funds for the agency's 2018 security needs.

If you need any additional information or have any questions, please do not hesitate to contact me at (504) 827-8381.

Sincerely,

  
Stephanie W. Pulley

Director/Grants

Cc: Keziah Lee  
Ronald G Baptiste, Jr

**St. Tammany Parish  
Urbanized Areas  
Slidell & Mandeville/Covington**

**Regional Planning Commission (RPC)  
(for Jefferson, Orleans, Plaquemines, St. Bernard & St. Tammany Parishes)  
LADOTD Transit STIP 2015-2018**



2018 St. Tammany Transportation Improvement Program - Transit Element

Project	Total Cost	Section 5307	Section 5311	Section 5310	Total Federal	Local Match	Comments
Urban Operating Assistance	3,018.8	1,509.4			1,509.4	1,509.4	
Capital Cost of Contracting	1,015.9	812.7			812.7	203.2	
Rural Operating Assistance	420.0		210.0		210.0	210.0	
Preventive Maintenance	100.0	80.0			80.0	20.0	
<b>Total FY17</b>	<b>4,554.7</b>	<b>2,402.1</b>	<b>210.0</b>		<b>2,612.1</b>	<b>1,942.6</b>	

\* Dollars are in Thousands

# REGIONAL PLANNING COMMISSION

JEFFERSON, ORLEANS, PLAQUEMINES, ST. BERNARD, ST. CHARLES, ST. JOHN THE BAPTIST,  
ST. TAMMANY AND TANGIPAHOA PARISHES

---

July 11, 2018

Ms. Michelle Horne  
Public Transportation Director  
Louisiana Department of Transportation  
and Development  
Post Office Box 94245  
Baton Rouge, LA 70804-9245

Re: FY 2018 Transit TIP: New Orleans

Dear Ms. Horne,

Please accept these most recent amendments to the Transit Elements of the Regional Planning Commission's FY 18 Transportation Improvement Programs (TIP) for the New Orleans and St. Tammany UZAs.

These amendments reflect the adjustments movement of all of RTA's 5337 HOV funds and some 5307 funds from Bus Preventative maintenance to Streetcar preventative maintenance. There is also an edit to one item, though no change in funding: paratransit minibuses are additions to the fleet, not replacement vehicles.

The Policy Board and Commission approved this amendment on July 10, 2018. Timely processing by your office of this update will be, as always, greatly appreciated. If you have any questions or need additional information, please advise.

Sincerely,



Jason Sappington, AICP  
Deputy Director  
Regional Planning Commission

Cc: Casey Lewis, LADOTD  
Stephanie Pulley, Transdev/RTA  
Jared Munster, RTA  
Ronisha Hodge, FTA

2018 Transportation Improvement Program - Transit Element

Project	Parish	Total Cost	Section 5307	Section 5337 (Rail)	Section 5337 (HOV)	Section 5339	Section 5310	Other (see comments)	Total Federal	Local Match	Comments
Human Services Transportation Vehicles	Region	1,050.3					840.3		840.3	210.1	Section 5310; Pending DOTD Award
Comprehensive Operations Analysis	Region	725.0	230.0					350.0	580.0	145.0	RPC project w/RTA match; \$350K in Section 5303
<b>Total Region FY-18</b>		<b>1,050.3</b>	<b>230.0</b>	<b>0.0</b>	<b>0.0</b>		<b>840.3</b>		<b>840.3</b>	<b>355.1</b>	
<b>Total Region</b>		<b>1,050.3</b>	<b>230.0</b>	<b>0.0</b>	<b>0.0</b>		<b>840.3</b>		<b>840.3</b>	<b>355.1</b>	
Preventative Maintenance	Jefferson	1,492.9	1,001.0		193.3				1,194.3	298.6	
Operating Assistance - Fixed Route	Jefferson	3,360.8	1,680.4						1,680.4	1,680.4	
Capital Project Management - 3rd Party	Jefferson	82.5	66.0						66.0	16.5	
Planning	Jefferson	321.3	257.0						257.0	64.3	
Security Equipment	Jefferson	46.5	37.2						37.2	9.3	
Paratransit Vehicles	Jefferson	70.6	60.0						60.0	10.6	
Fixed Route Vehicles	Jefferson	1,077.1	320.0			541.6			861.6	215.4	Safety & Security
ADP Hardware	Jefferson	65.0	52.0						52.0	13.0	
New Vehicles	Jefferson	65.0	52.0						52.0	13.0	
Rehab and Renovate Facilities	Jefferson	246.9	197.5						197.5	49.4	
<b>Total Jefferson FY-18</b>		<b>6,828.5</b>	<b>3,723.1</b>	<b>0.0</b>	<b>193.3</b>	<b>541.6</b>	<b>0.0</b>		<b>4,458.1</b>	<b>2,370.4</b>	
<b>Total Jefferson</b>		<b>6,828.5</b>	<b>3,723.1</b>	<b>0.0</b>	<b>193.3</b>	<b>541.6</b>	<b>0.0</b>		<b>4,458.1</b>	<b>2,370.4</b>	
Preventative Maintenance (Bus)	Orleans (RTA)	11,685.3	9,348.3		193.3				9,348.3	2,337.1	
Preventative Maintenance (Streetcar)	Orleans (RTA)	5,837.4	4,342.1	4,042.4					4,669.9	1,167.5	
Misc. Streetcar Equipment	Orleans (RTA)	1,137.1		909.7					909.7	227.4	
New Paratransit Minibuses (10)	Orleans (RTA)	600.0				510.0			510.0	90.0	
Replacement Paratransit Minivans (13)	Orleans (RTA)	557.1				473.6			473.6	83.6	
Misc. Equipment	Orleans (RTA)	258.1				206.5			206.5	51.6	
Mobile Fare Station	Orleans (RTA)	30.0				24.0			24.0	6.0	
Algiers Ferry Terminal	Orleans (RTA)	3,046.3	468.9					2,437.1	2,437.1	609.3	FTA Passenger Ferry Grant
Ferry Maintenance	Orleans (RTA)	586.2							468.9	117.2	Program Award
<b>Total Orleans FY-18</b>		<b>23,737.6</b>	<b>10,251.4</b>	<b>4,952.0</b>	<b>193.3</b>	<b>1,214.1</b>	<b>0.0</b>	<b>2,437.1</b>	<b>19,047.9</b>	<b>4,689.7</b>	
<b>Total Orleans</b>		<b>23,737.6</b>	<b>10,251.4</b>	<b>4,952.0</b>	<b>193.3</b>	<b>1,214.1</b>	<b>0.0</b>	<b>2,437.1</b>	<b>19,047.9</b>	<b>4,689.7</b>	









**Amendment Considered at Meeting of July 10, 2018**  
**FY 2018 Transportation Improvement Program**  
**New Orleans Region**  
**Transit Element – Financially Constrained**

<b>Project</b>	<b>Parish</b>	<b>Estimated Cost</b>	<b>5307</b>	<b>5337 (HOV)</b>	<b>5339</b>	<b>Local Match</b>	<b>Comments</b>
Preventative Maintenance (Streetcar)	Orleans (RTA)	784,362	434,154	193,336		156,873	5307 moved from Bus PM to Streetcar PM All 5337 moved from Bus PM to Streetcar PM
Replacement New Paratransit Minibuses	Orleans (RTA)	600,000		10,000	510,000	90,000	Change in wording

# **Baton Rouge Urban Area**

**Capital Region Planning Commission (CRPC)**

**LADOTD Transit STIP 2015-2018**



James C. Setze  
Executive Director

# Capital Region Planning Commission

Ascension • East Baton Rouge • East Feliciana • Iberville • Livingston • Pointe Coupee • St. Helena  
Tangipahoa • Washington • West Baton Rouge • West Feliciana

July 17, 2018

Ms. S. Michelle Horne  
Public Transportation Administrator  
Louisiana Department of Transportation and  
Development Post Office Box 94245  
Baton Rouge, LA 70804-9245

RE: FY 2018 Baton Rouge MPO Transit Program of Projects

Dear Ms. Horne:

Please accept the most recently amended Transit Element of the Baton Rouge Metropolitan Planning Organization's FY 15- FY 18 Transportation Improvement Program (TIP). Changes listed in Attachment A were approved by the BR MPO Policy Committee on June 19, 2019.

FY 2018 Transit Element of the Transportation Improvement Plan

Sections 5307 and 5339 of the 2018 Transit Element of the TIP was amended by the BR MPO Policy Committee on June 19, 2018 based on Federal Transit Agency partial-year apportionments. Flex Urban Transit and Low or Now Emission Grant funding sources were also amended at this time.

Please also see attached the FY 15 – 18 Transit Element of the TIP, which will replace the previous version in its entirety. Timely processing by your office will be, as always, greatly appreciated. Please contact me if you have any questions or need additional information.

Sincerely,

A handwritten signature in blue ink that reads 'J. Setze' with a stylized flourish.

James C. Setze

Executive

Director

Capital Region Planning Commission





James C. Setze  
Executive Director

# Capital Region Planning Commission

Ascension • East Baton Rouge • East Feliciana • Iberville • Livingston • Pointe Coupee • St. Helena  
Tangipahoa • Washington • West Baton Rouge • West Feliciana

## Attachment A

### FY 2018 Program of Projects:

#### **FTA Section 5307**

	<b>Total</b>	<b>Federal</b>
Transit Security	\$123,325	\$98,660
Rolling Stock (one bus with power plant)	\$404,706	\$344,000
Rolling Stock (up to 4 paratransit vans with Powerplants)	\$305,882	\$260,000
Preventative Maintenance	\$4,113,000	\$3,290,400
Project Administration	\$313,000	\$250,400
Associated Transit Improvements	\$440,09	\$400,000
System Planning	\$550,000	\$440,000
Transit Center / Hub Improvements	\$1,200,000	\$960,000
<b>Total</b>	<b>\$7,450,822</b>	<b>\$6,043,460</b>

#### **FTA Section 5339**

	<b>Total</b>	<b>Federal</b>
Rolling Stock (bus lease)	\$635,294	\$540,000
Rolling Stock (up to 7 transit buses With power plants)	\$2,832,941	\$2,408,000
Bus Equipment	\$240,000	\$192,000
Bus Facility Improvements	\$266,004	\$212,803
<b>Total Funds</b>	<b>\$3,974,239</b>	<b>\$3,352,803</b>

#### **Flex Urban Transit**

	<b>Total</b>	<b>Federal</b>
Rolling Stock (2 electric buses with Charging stations)	\$1,587,497	\$1,269,998
<b>Total</b>	<b>\$1,587,497</b>	<b>\$1,269,998</b>

#### **Low or No Emission Grant 2017**

	<b>Total</b>	<b>Federal</b>
Rolling Stock (Battery electric buses With depot chargers and on-route fast Chargers)	\$580,235	\$500,000
<b>Total</b>	<b>\$580,235</b>	<b>\$500,000</b>

**TRANSPORTATION IMPROVEMENT PROGRAM**  
**BATON ROUGE METROPOLITAN AREA (2015-2018)**  
 (Financially Constrained)  
 Transit Element

FY 2015 (10/1/14-9/30/15)

**CAPITAL-PLANNING & OPERATING - Section 5307**

Project Description	Entity	Improvement Description	Total Cost (000)	Federal Share (000)	Local Share (000)	Comments
Fare Boxes	CATS	Fareboxes	125	100	25	
Planning and Transit Software	CATS	Software	375	300	75	
Bus Washer	CATS	Bus Washer	63	50	13	
Bus Lifts	CATS	Bus Lifts	1,119	895	224	
Transit Hub Improvements	CATS	Transit Hubs	813	650	163	
Rolling Stock (Transit Buses)	CATS	Up to three Transit buses with power plants	1,832	1,557	275	
Preventive Maintenance (PM)	CATS	Capital cost of preventive maintenance	1,584	1,267	317	
Security	CATS	Support facilities/equipment for rolling stock and fixed facilities	63	51	13	
Rolling Stock (Para Transit Vans)	CATS	Up to two para-transit vans with power plants	119	101	18	
System Planning (CRPC)	CATS	Short and Long Range Planning	125	100	25	
		<b>SUB TOTAL</b>	<b>6,217</b>	<b>5,071</b>	<b>1,146</b>	

**BUS AND BUS FACILITIES (Section 5339)**

Project Description	Entity	Improvement Description	Total Cost (000)	Federal Share (000)	Local Share (000)	Comments
Rolling Stock (Up to two transit buses with power package)	CATS	Up to one transit buses with power package	619.2	526.3	92.9	
		<b>SUB TOTAL</b>	<b>619.2</b>	<b>526.3</b>	<b>92.9</b>	

**LADDERS OF OPPORTUNITY - Section 5309**

Project Description	Entity	Improvement Description	Total Cost (000)	Federal Share (000)	Local Share (000)	Comments
Nicholson Corridor High Capacity System Plan	EBR	High Capacity System Plan	2,700	1,700	1,000	
		<b>SUB TOTAL</b>	<b>\$ 2,700</b>	<b>\$ 1,700</b>	<b>\$ 1,000</b>	

**CAPITAL - CMAQ**

Project Description	Entity	Improvement Description	Total Cost (000)	Federal Share (000)	Local Share (000)	Comments
Expanded Services	CATS		3,600	2,700	900	
Bus Support Equipment and Facilities (Bus Lifts)	CATS	Procure new bus lifts	500	375	125	Carry over from FY 2013
Rolling Stock (Transit Buses)	CATS	Replace 3 old buses with new clean diesel buses	1,500	1,125	375	Carry over from FY 2013
		<b>SUB TOTAL</b>	<b>\$ 5,600</b>	<b>\$ 4,200</b>	<b>\$ 1,400</b>	

**TRANSPORTATION IMPROVEMENT PROGRAM**  
**BATON ROUGE METROPOLITAN AREA (2015-2018)**  
 (Financially Constrained)  
 Transit Element

**TRANSPORTATION ALTERNATIVES - TAP>200K FLEX**

Project Description	Entity	Improvement Description	Total Cost (000)	Federal Share (000)	Local Share (000)	Comments
Florida Blvd Bus Shelters and Benches	CATS	Install new shelters and benches	691	553	138	Flexed to Transit
Harding Blvd Bus Shelters and Benches	CATS	Install new shelters and benches	71	57	14	Flexed to Transit
Scotlandville Route Bus Shelters and Benches	CATS	Install new shelters and benches	369	295	74	Flexed to Transit
<b>SUB TOTAL</b>			<b>\$ 1,131</b>	<b>\$ 905</b>	<b>\$ 226</b>	

RECAP	FY 2015 Fed Share (000)
Section 5307 (Capital, Planning & Operating)	\$ 5,071
Section 5339 (Bus and Bus Facilities)	\$ 526
CMAQ	\$ 4,200
Ladders of Opportunity (5309)	\$ 1,700
Transportation Alternatives - TAP >200K Flex	\$ 905
<b>Total (for FY 2015)</b>	<b>\$ 11,497</b>

**TRANSPORTATION IMPROVEMENT PROGRAM**  
**BATON ROUGE METROPOLITAN AREA (2015-2018)**  
 (Financially Constrained)  
 Transit Element

FY 2016 (10/1/15-9/30/16)

**CAPITAL-PLANNING & OPERATING - Section 5307**

Project Description	Entity	Improvement Description	Total Cost (000)	Federal Share (000)	Local Share (000)	Comments
Transit Security	CATS	Support facilities/equipment for rolling stock and fixed facilities	71	57	14	
Rolling Stock (Bus)	CATS	Up to 5 transit buses with power plants	1,926	1,637	289	
Rolling Stock (Vans)	CATS	Up to 1 para-transit vans with power plants	71	60	11	
Preventive Maintenance (PM)	CATS	Capital cost for preventive maintenance	3,052	2,442	610	
Fareboxes	CATS	Upto 9 fareboxes	150	120	30	
Planning and Transitg Software	CATS	Planning & Transit Software	313	250	63	
System Planning (CRPC)	CATS	Short and Long Range Planning	313	250	63	
Transit Center / Hub Improvements	CATS	Transit Center/Hubs	1,000	800	200	
Bus Washer	CATS	Up to 1 bus washer	94	75	19	
		<b>SUB TOTAL</b>	<b>\$ 6,989</b>	<b>\$ 5,691</b>	<b>\$ 1,298</b>	

**BUS AND BUS FACILITIES (Section 5339)**

Project Description	Entity	Improvement Description	Total Cost (000)	Federal Share (000)	Local Share (000)	Comments
Rolling Stock (Bus)	CATS	Up to 1 transit buses with power package	640	544	96	
		<b>SUB TOTAL</b>	<b>\$ 640</b>	<b>\$ 544</b>	<b>\$ 96</b>	

**CAPITAL - CMAQ**

Project Description	Entity	Improvement Description	Total Cost (000)	Federal Share (000)	Local Share (000)	Comments
Expanded Services	CATS		3,600	2,700	900	
		<b>SUB TOTAL</b>	<b>\$ 3,600</b>	<b>\$ 2,700</b>	<b>\$ 900</b>	

**RURAL TRANSPORTATION ASSISTANCE - Section 5311**

Project Description	Entity	Improvement Description	Total Cost (000)	Federal Share (000)	Local Share (000)	Comments
RU 18-24-16 (Operations)	IBR	Iberville Sheriff's Office	498	249	249	
RU 18-24-16 (Capital)	LIV	Livingston Parish Council	59	47	12	
RU 18-24-16 (Operations)	LIV	Livingston Council of Aging	570	285	285	
		<b>SUB TOTAL</b>	<b>\$ 1,127</b>	<b>\$ 581</b>	<b>\$ 546</b>	



**TRANSPORTATION IMPROVEMENT PROGRAM**  
**BATON ROUGE METROPOLITAN AREA (2015-2018)**  
 (Financially Constrained)  
 Transit Element

RECAP	FY 2016 Fed Share (000)
Section 5307 (Capital, Planning & Operating)	\$ 5,691
Section 5309 (Capital Desc)	\$ 544
CMAQ	\$ 2,700
Section 5311	\$ 581
<b>Total (for FY 2016)</b>	<b>\$ 9,516</b>

**TRANSPORTATION IMPROVEMENT PROGRAM  
BATON ROUGE METROPOLITAN AREA (2015-2018)**  
(Financially Constrained)  
Transit Element

FY 2017 (10/01/16-09/30/17)

**CAPITAL-PLANNING & OPERATING - Section 5307**

Project Description	Entity	Improvement Description	Total Cost (000)	Federal Share (000)	Local Share (000)	Comments
Transit Security	CATS	Support facilities/equipment for rolling stock and fixed facilities	63	50	13	
Rolling Stock	CATS	Up to 4 transit buses with power plants	2,500	2,000	500	
Rolling Stock	CATS	Up to seven para-transit vans with power plants	316	253	63	
Preventive Maintenance	CATS	Capital cost of preventive maintenance description	4,184	3,347	837	
Project Administration	CATS	Project Administration	719	575	144	
Associated Transportation Improvements	CATS	Formerly Transit Enhancements	88	70	18	
System Planning(CRPC)	CATS	Short and Long Range Planning	281	225	56	
Transit Hubs	CATS	Transit Hubs	600	480	120	
<b>SUB TOTAL</b>			<b>\$ 8,750</b>	<b>\$ 7,000</b>	<b>\$ 1,750</b>	

**FTA-Section 5339**

Project Description	Entity	Improvement Description	Total Cost (000)	Federal Share (000)	Local Share (000)	Comments
Rolling Stock	CATS	Transit vehicles with power package	813	650	163	
<b>SUB TOTAL</b>			<b>\$ 813</b>	<b>\$ 650</b>	<b>\$ 163</b>	

**FTA Section 5309-New Starts**

Project Description	Entity	Improvement Description	Total Cost (000)	Federal Share (000)	Local Share (000)	Comments
Bus Rapid Transit	CATS		93,750	75,000	18,750	Shown for Information Purposes Only. Contingent upon approval of New Starts
<b>SUB TOTAL</b>			<b>\$ 93,750</b>	<b>\$ 75,000</b>	<b>\$ 18,750</b>	

**DOT Congestion Mitigation/ Air Quality (CMAQ) Funding 2017**

Project Description	Entity	Improvement Description	Total Cost (000)	Federal Share (000)	Local Share (000)	Comments
3 Electric Buses	CATS	Procurement of 3 electric buses for BRT route	2,900	2,320	580	Shown for Information Purposes Only. Contingent upon approval of CMAQ funds
<b>SUB TOTAL</b>			<b>\$ 2,900</b>	<b>\$ 2,320</b>	<b>\$ 580</b>	

**TRANSPORTATION IMPROVEMENT PROGRAM**  
**BATON ROUGE METROPOLITAN AREA (2015-2018)**  
 (Financially Constrained)  
 Transit Element

RECAP	FY 2017 Fed Share (000)
Section 5307 (Capital, Planning & Operating)	\$ 7,000
Section 5339 (Bus and Bus Facilities)	\$ 650
CMAQ	\$ 2,320
<b>Total (for FY 2017)</b>	<b>\$ 7,650</b>

**TRANSPORTATION IMPROVEMENT PROGRAM**  
**BATON ROUGE METROPOLITAN AREA (2015-2018)**  
 (Financially Constrained)  
 Transit Element

FY 2018 (10/01/17-09/30/18)

**CAPITAL-PLANNING & OPERATING - Section 5307**

Project Description	Entity	Improvement Description	Total Cost	Federal Share	Local Share (000)	Comments
Transit Security	CATS	Transit Security	\$ 123,325	\$ 98,660	\$ 24,665	
Rolling Stock	CATS	One transit bus with power plant	\$ 404,706	\$ 344,000	\$ 60,706	
Rolling Stock	CATS	Up to 4 para transit vans with power plants	\$ 305,882	\$ 260,000	\$ 45,882	
Preventative Maintenance	CATS	Capital cost for preventative maintenance	\$ 4,113,000	\$ 3,290,400	\$ 822,600	
Project Administration	CATS	Project Administration	\$ 313,000	\$ 250,400	\$ 62,600	
Associated Transit Improvements	CATS	Associated Transit Improvements	\$ 440,909	\$ 400,000	\$ 40,909	
System Planning	CATS	CATS & CRPC Short and Long Range Planning	\$ 550,000	\$ 440,000	\$ 110,000	
Transit Center / Hub Improvements	CATS	Transit Center / Hub Improvements	\$ 1,200,000	\$ 960,000	\$ 240,000	
		<b>SUB TOTAL</b>	<b>\$ 7,450,822</b>	<b>\$ 6,043,460</b>	<b>\$ 1,407,362</b>	

**BUS AND BUS FACILITIES (Section 5339)**

Project Description	Entity	Improvement Description	Total Cost (000)	Federal Share (000)	Local Share (000)	Comments
Rolling Stock	CATS	Bus lease	\$ 635,294	\$ 540,000	\$ 95,294	
Rolling Stock	CATS	Up to 7 transit buses with power plants	\$ 2,832,941	\$ 2,408,000	\$ 424,941	
Bus equipment	CATS	Equipment including signal priority equipment	\$ 240,000	\$ 192,000	\$ 48,000	
Bus Facility Improvements	CATS	Bus Facility Improvements	\$ 266,004	\$ 212,803	\$ 53,201	
		<b>SUB TOTAL</b>	<b>\$ 3,974,239</b>	<b>\$ 3,352,803</b>	<b>\$ 621,436</b>	

**FLEX Urban Transit**

Project Description	Entity	Improvement Description	Total Cost (000)	Federal Share (000)	Local Share (000)	Comments
Rolling Stock	CATS	2 electric buses with charging stations	1,587,497	1,269,998	317,499	
		<b>SUB TOTAL</b>	<b>\$ 1,587,497</b>	<b>\$ 1,269,998</b>	<b>\$ 317,499</b>	



**TRANSPORTATION IMPROVEMENT PROGRAM**  
**BATON ROUGE METROPOLITAN AREA (2015-2018)**  
 (Financially Constrained)  
 Transit Element

Project Description	Entity	Improvement Description	Total Cost (000)	Federal Share (000)	Local Share (000)	Comments
Rolling Stock	CATS	Purchase battery electric buses, depot chargers, and on-route fast charger	588,235	500,000	88,235	
		<b>SUB TOTAL</b>	\$ 588,235	\$ 500,000	\$ 88,235	
		<b>RECAP</b>				
		<b>FY 2018 Fed Share (000)</b>				
Section 5307 (Capital, Planning & Operating)			\$ 6,043,460			
Section 5339 (Bus and Bus Facilities)			\$ 3,352,803			
FLEX Urban Transit			\$ 1,269,998			
Low or No Emission			\$ 500,000			
		<b>Total (for FY 2018)</b>	\$ 11,166,260			

Low or No Emission Grant 2017